

CS-417 INTRODUCTION TO ROBOTICS AND INTELLIGENT SYSTEMS

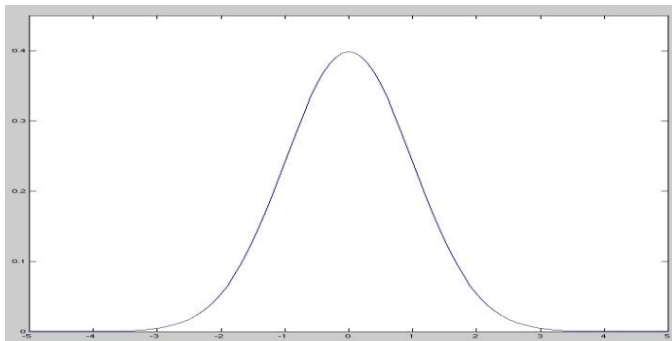
Data Fusion using Kalman Filter

Example of a Parameterized Bayesian Filter: Kalman Filter

Kalman filters (KF) represent posterior belief by a
Gaussian (normal) distribution

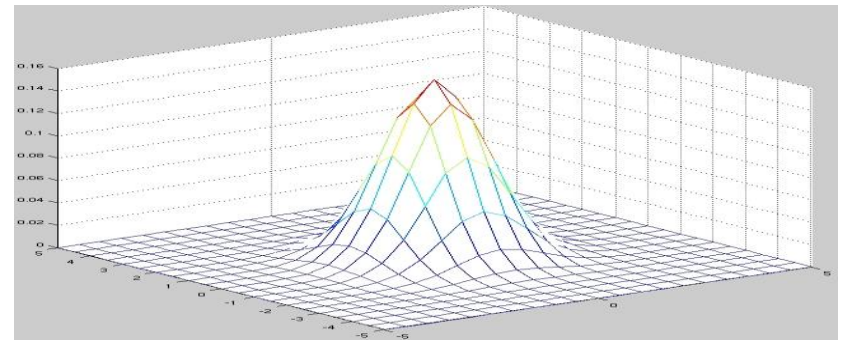
A 1-d Gaussian
distribution is given by:

$$P(x) = \frac{1}{\sigma\sqrt{2\pi}} e^{-\frac{(x-\mu)^2}{2\sigma^2}}$$



An n-d Gaussian
distribution is given by:

$$P(x) = \frac{1}{\sqrt{(2\pi)^n |\Sigma|}} e^{-\frac{1}{2}(x-\mu)^T \Sigma^{-1} (x-\mu)}$$



Kalman Filter : a Bayesian Filter

- Initial belief $Bel(x_0)$ is a Gaussian distribution
 - *What do we do for an unknown starting position?*
- State at time $t+1$ is a linear function of state at time t :

$$x_{t+1} = Fx_t + Bu_t + \varepsilon_{t(action)}$$

- Observations are linear in the state:

$$o_t = Hx_t + \varepsilon_{t(observation)}$$

- Error terms are zero-mean random variables which are normally distributed
- These assumptions guarantee that the posterior belief is Gaussian
 - The Kalman Filter is an efficient algorithm to compute the posterior
 - Normally, an update of this nature would require a matrix inversion (similar to a least squares estimator)
 - The Kalman Filter avoids this computationally complex operation



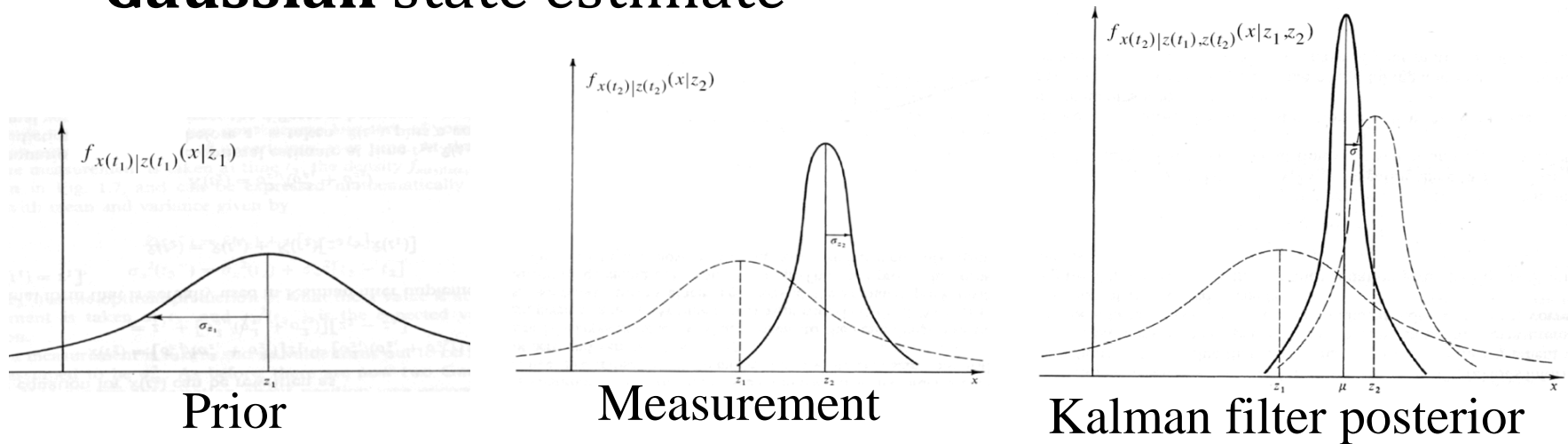
The Kalman Filter

- Motion model is Gaussian...
- Sensor model is Gaussian...
- Each belief function is uniquely characterized by its mean μ and covariance matrix Σ
- Computing the posterior means computing a new mean μ and covariance Σ from old data using actions and sensor readings
- *What are the key limitations?*
 - 1) Unimodal distribution
 - 2) Linear assumptions



The Kalman Filter

- **Linear** process and measurement models
- **Gaussian** noise (or *white*)
- **Gaussian** state estimate



- Process model is
$$x_t = Ax_{t-1} + Bu_{t-1} + q_{t-1}$$
- Measurement model is
$$z_t = Hx_t + r_t$$

What we know...

What we don't know...

- We know what the control inputs of our process are
 - We know what we've told the system to do and have a model for what the expected output should be if everything works right
- We don't know what the noise in the system truly is
 - We can only estimate what the noise might be and try to put some sort of upper bound on it
- When estimating the state of a system, we try to find a set of values that comes as close to the truth as possible
 - There will always be some mismatch between our estimate of the system and the true state of the system itself. We just try to figure out how much mismatch there is and try to get the best estimate possible



Minimum Mean Square Error

Reminder: *the expected value, or mean value, of a Continuous random variable x is defined as:*

$$E[x] = \int_{-\infty}^{\infty} xp(x)dx$$

Minimum Mean Square Error (MMSE)

What is the mean of this distribution? $P(x | Z)$

This is difficult to obtain exactly. With our approximations, we can get the estimate \hat{x}

...such that $E[(x - \hat{x})^2 | Z_t]$ is minimized.

According to the **Fundamental Theorem of Estimation Theory** this estimate is:

$$\hat{x}^{MMSE} = E[x | Z] = \int_{-\infty}^{\infty} xp(x | Z)dx$$



Fundamental Theorem of Estimation Theory

- The minimum mean square error estimator equals the expected (mean) value of x conditioned on the observations Z
- The minimum mean square error term is quadratic:

$$E[(x - \hat{x})^2 | Z_t]$$

- Its minimum can be found by taking the derivative of the function w.r.t x and setting that value to 0.

$$\nabla_x (E[(x - \hat{x})^2 | Z]) = 0$$

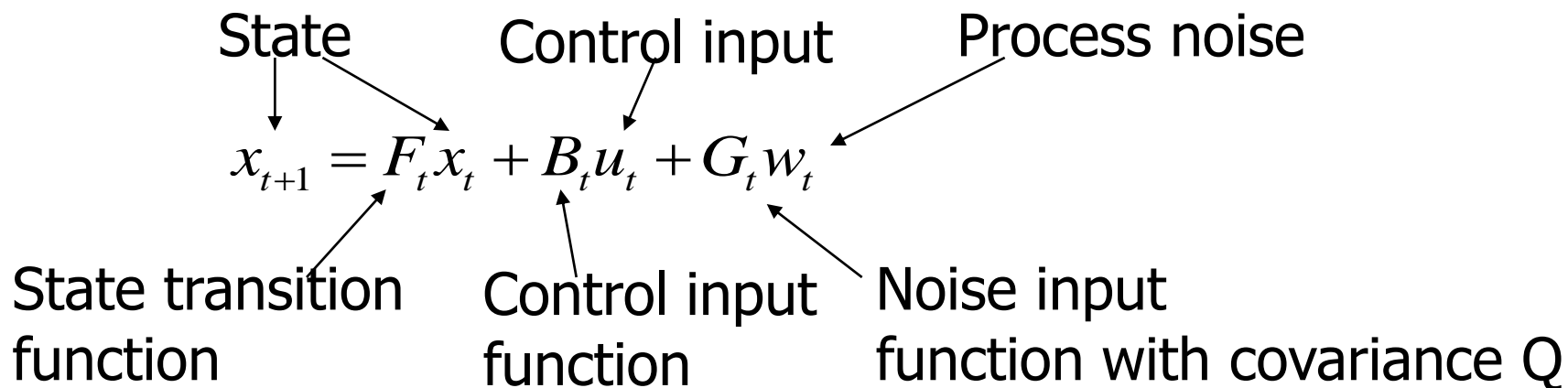
- It is interesting to note that when they use the Gaussian assumption, Maximum A Posteriori estimators and MMSE estimators find the same value for the parameters.
 - This is because mean and the mode of a Gaussian distribution are the same.



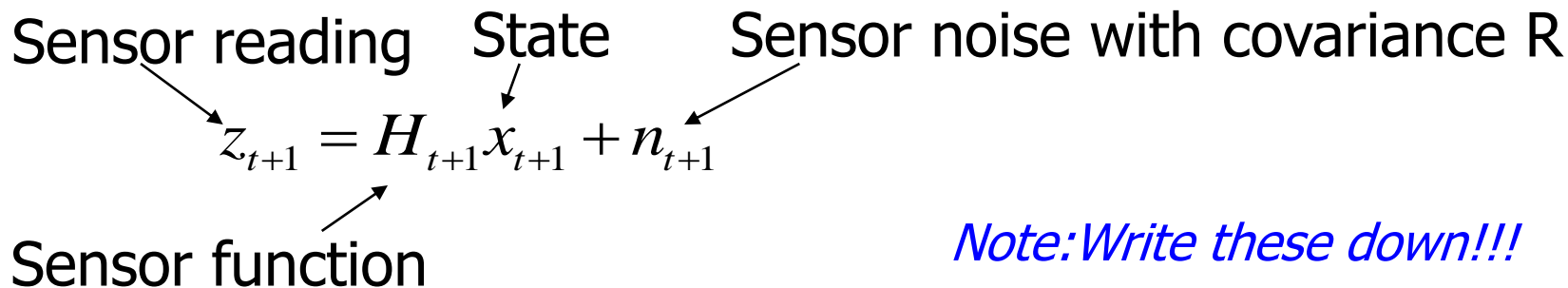
Kalman Filter Components

(also known as: Way Too Many Variables...)

Linear discrete time dynamic system (motion model)



Measurement equation (sensor model)



Note: Write these down!!!



Computing the MMSE Estimate of the State and Covariance

Given a set of measurements: $Z_{t+1} = \{z_i, i \leq t + 1\}$

According to the Fundamental Theorem of Estimation, the state and covariance will be:

$$\hat{x}^{MMSE} = E[x | Z_{t+1}]$$

$$P^{MMSE} = E[(x - \hat{x})^2 | Z_{t+1}]$$

We will now use the following notation:

$$\hat{x}_{t+1|t+1} = E[x_{t+1} | Z_{t+1}]$$

$$\hat{x}_{t|t} = E[x_t | Z_t]$$

$$\hat{x}_{t+1|t} = E[x_{t+1} | Z_t]$$



Computing the MMSE Estimate of the State and Covariance

What is the **minimum mean square error** estimate of the system state and covariance?

$$\hat{x}_{t+1|t} = F_t \hat{x}_{t|t} + B_t u_t \quad \text{Estimate of the state variables}$$

$$\hat{z}_{t+1|t} = H_{t+1} \hat{x}_{t+1|t} \quad \text{Estimate of the sensor reading}$$

$$P_{t+1|t} = F_t P_{t|t} F_t^T + G_t Q_t G_t^T \quad \text{Covariance matrix for the state}$$

$$S_{t+1|t} = H_{t+1} P_{t+1|t} H_{t+1}^T + R_{t+1} \quad \text{Covariance matrix for the sensors}$$



At last! The Kalman Filter...

Propagation (motion model):

$$\hat{x}_{t+1/t} = F_t \hat{x}_{t/t} + B_t u_t$$

$$P_{t+1/t} = F_t P_{t/t} F_t^T + G_t Q_t G_t^T$$

Update (sensor model):

$$\hat{z}_{t+1} = H_{t+1} \hat{x}_{t+1/t}$$

$$r_{t+1} = z_{t+1} - \hat{z}_{t+1}$$

$$S_{t+1} = H_{t+1} P_{t+1/t} H_{t+1}^T + R_{t+1}$$

$$K_{t+1} = P_{t+1/t} H_{t+1}^T S_{t+1}^{-1}$$

$$\hat{x}_{t+1/t+1} = \hat{x}_{t+1/t} + K_{t+1} r_{t+1}$$

$$P_{t+1/t+1} = P_{t+1/t} - P_{t+1/t} H_{t+1}^T S_{t+1}^{-1} H_{t+1} P_{t+1/t}$$



...but what does that mean in English?!?

Propagation (motion model):

$$\hat{x}_{t+1/t} = F_t \hat{x}_{t/t} + B_t u_t$$

$$P_{t+1/t} = F_t P_{t/t} F_t^T + G_t Q_t G_t^T$$

- State estimate is updated from system dynamics
- Uncertainty estimate *GROWS*

Update (sensor model):

$$\hat{z}_{t+1} = H_{t+1} \hat{x}_{t+1/t}$$

$$r_{t+1} = z_{t+1} - \hat{z}_{t+1}$$

$$S_{t+1} = H_{t+1} P_{t+1/t} H_{t+1}^T + R_{t+1}$$

$$K_{t+1} = P_{t+1/t} H_{t+1}^T S_{t+1}^{-1}$$

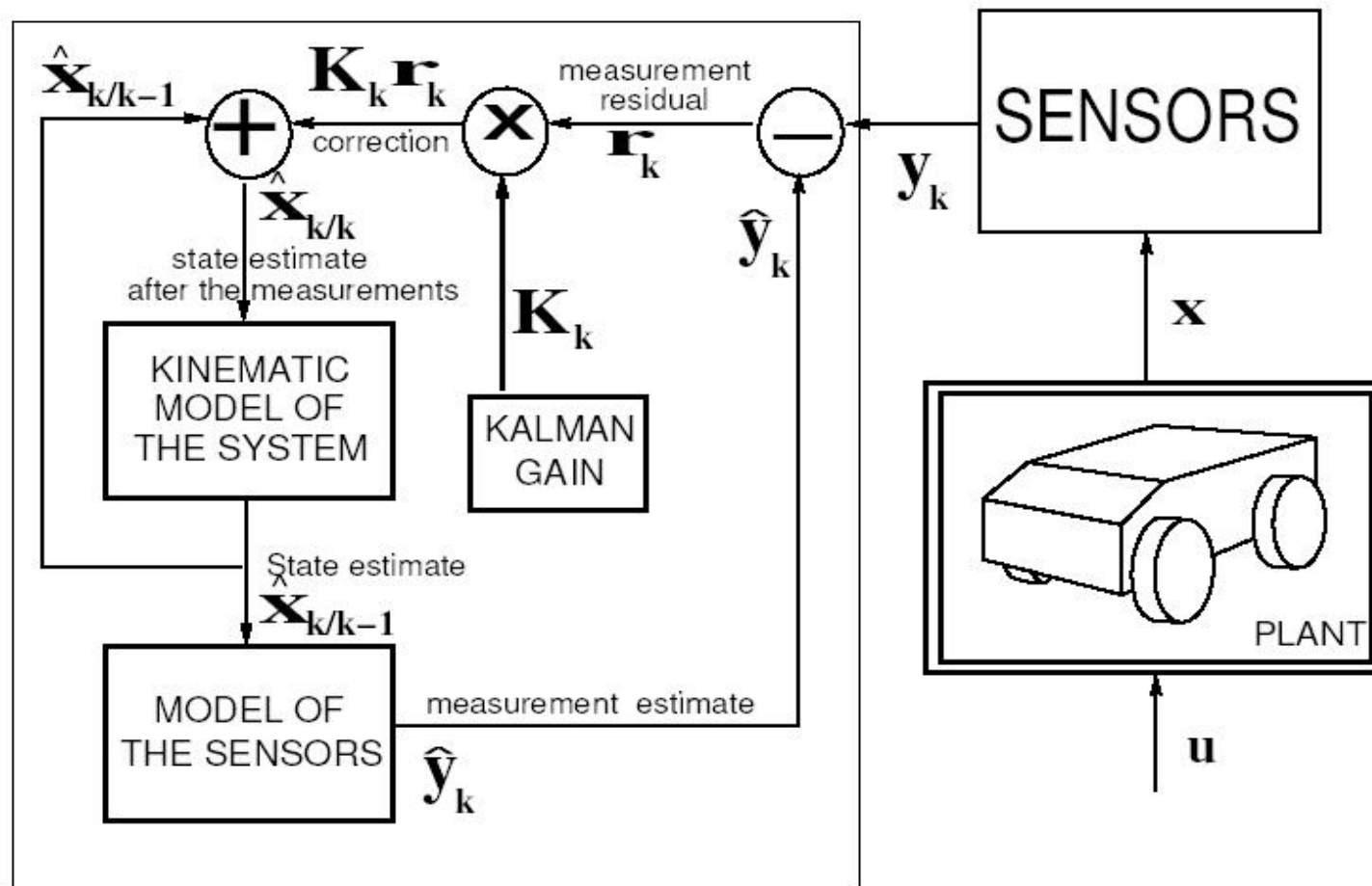
$$\hat{x}_{t+1/t+1} = \hat{x}_{t+1/t} + K_{t+1} r_{t+1}$$

$$P_{t+1/t+1} = P_{t+1/t} - P_{t+1/t} H_{t+1}^T S_{t+1}^{-1} H_{t+1} P_{t+1/t}$$

- Compute expected value of sensor reading
- Compute the difference between expected and “true”
- Compute covariance of sensor reading
- Compute the Kalman Gain (how much to correct est.)
- Multiply residual times gain to correct state estimate
- Uncertainty estimate *SHRINKS*



Kalman Filter Block Diagram



Example 1: Simple 1D Linear System

Given: $F=G=H=1$, $u=0$

Initial state estimate = 0

Linear system:

$$x_{t+1} = x_t + w_t$$

$$z_{t+1} = x_{t+1} + n_{t+1}$$

Unknown noise parameters

Propagation:

$$\hat{x}_{t+1/t} = \hat{x}_{t/t}$$

$$P_{t+1/t} = P_{t/t} + Q_t$$

Update:

$$\hat{z}_{t+1} = \hat{x}_{t+1/t}$$

$$r_{t+1} = z_{t+1} - \hat{x}_{t+1/t}$$

$$S_{t+1} = P_{t+1/t} + R_{t+1}$$

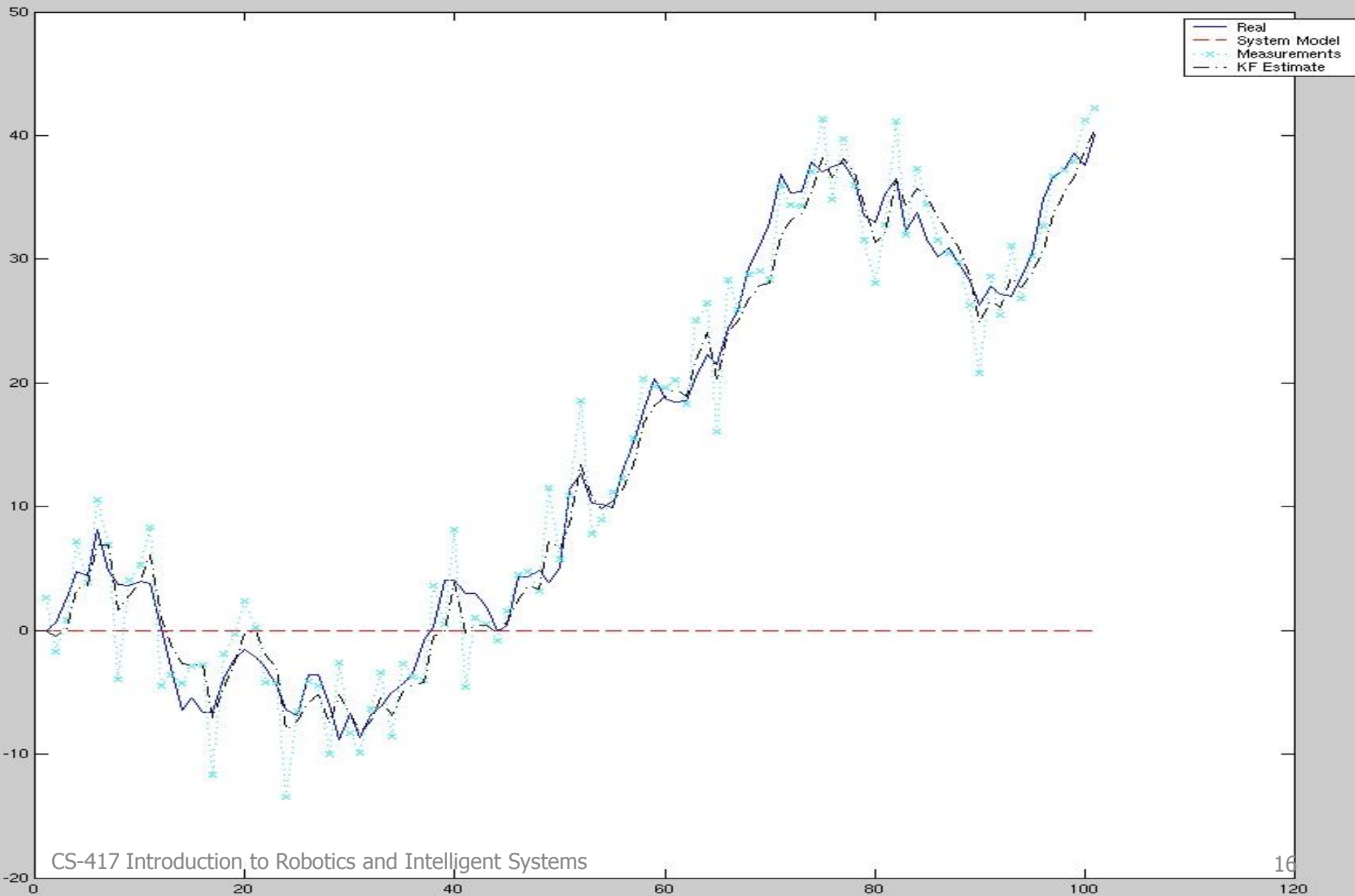
$$K_{t+1} = P_{t+1/t} S_{t+1}^{-1}$$

$$\hat{x}_{t+1/t+1} = \hat{x}_{t+1/t} + K_{t+1} r_{t+1}$$

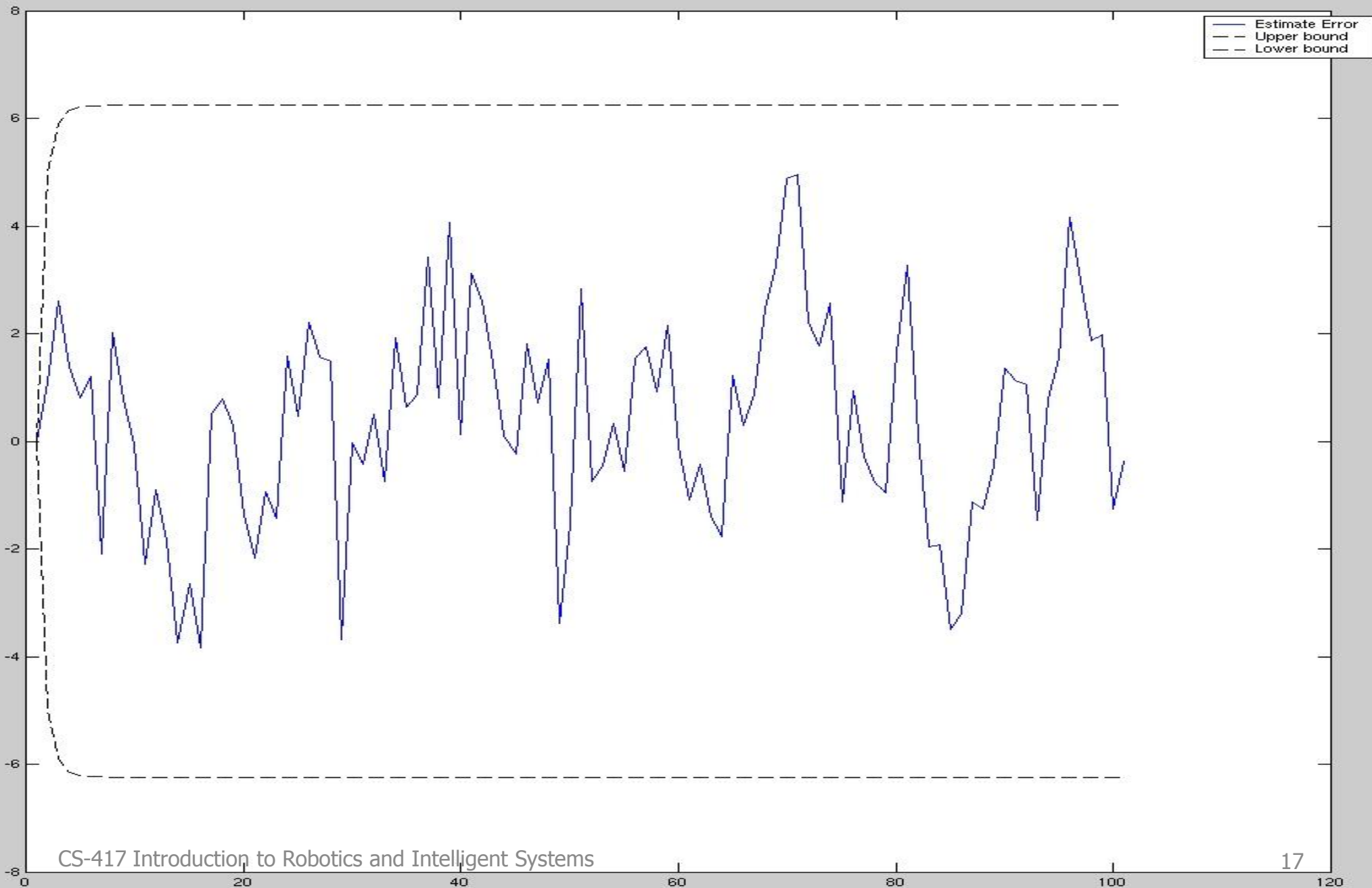
$$P_{t+1/t+1} = P_{t+1/t} - P_{t+1/t} S_{t+1}^{-1} P_{t+1/t}$$



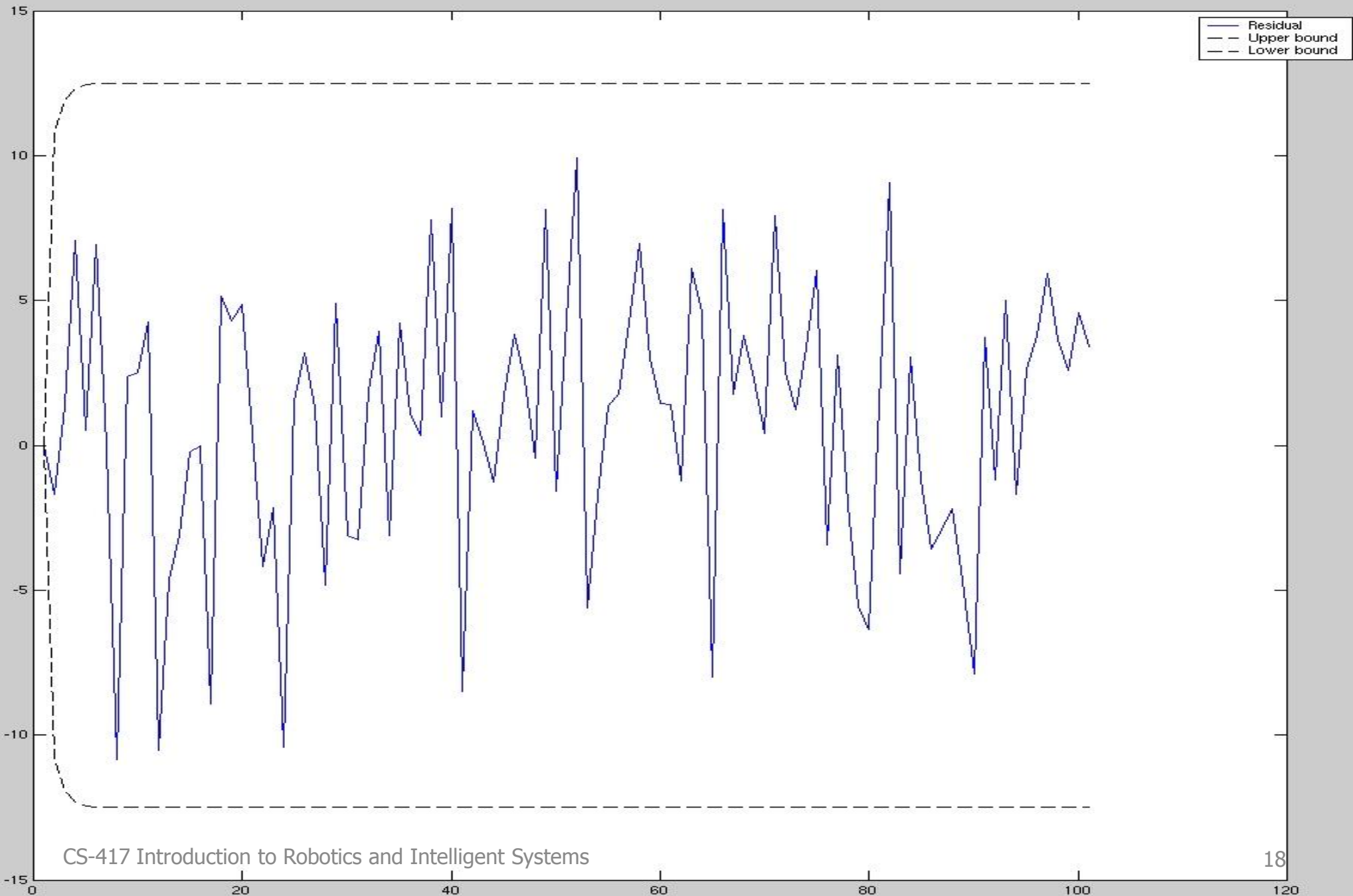
State Estimate



State Estimation Error vs 3σ Region of Confidence



Sensor Residual vs 3σ Region of Confidence



Kalman Gain and State Covariance



Example 2: Simple 1D Linear System with Erroneous Start

Given: $F=G=H=1$, $u=\cos(t/5)$

Initial state estimate = 20

Linear system:

$$x_{t+1} = x_t + \cos(t/5) + w_t$$

$$z_{t+1} = x_{t+1} + n_{t+1}$$

Unknown noise parameters

Propagation:

$$\hat{x}_{t+1/t} = \hat{x}_{t/t} + \cos(t/5)$$

$$P_{t+1/t} = P_{t/t} + Q_t$$

Update: (*no change*)

$$\hat{z}_{t+1} = \hat{x}_{t+1/t}$$

$$r_{t+1} = z_{t+1} - \hat{x}_{t+1/t}$$

$$S_{t+1} = P_{t+1/t} + R_{t+1}$$

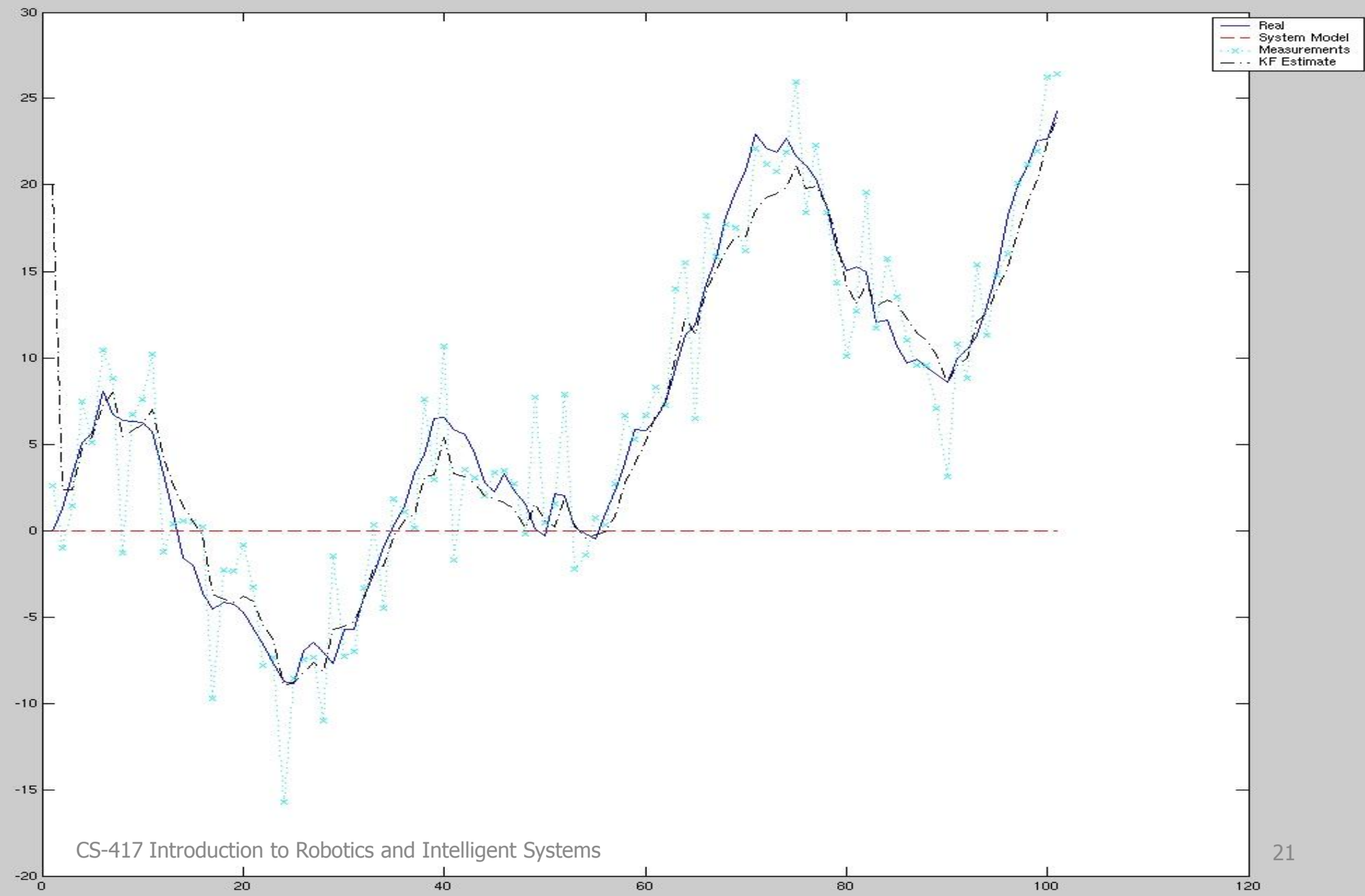
$$K_{t+1} = P_{t+1/t} S_{t+1}^{-1}$$

$$\hat{x}_{t+1/t+1} = \hat{x}_{t+1/t} + K_{t+1} r_{t+1}$$

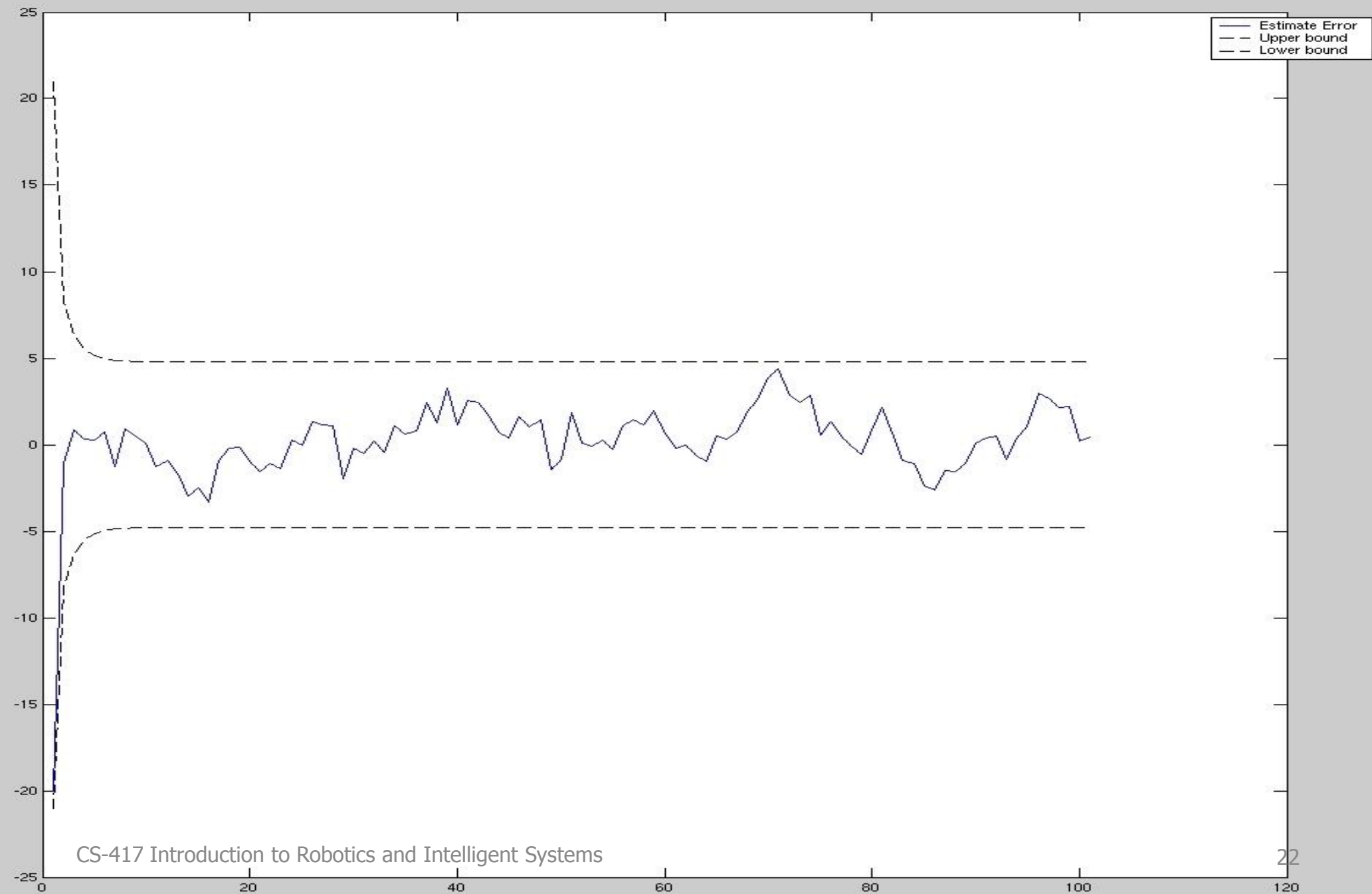
$$P_{t+1/t+1} = P_{t+1/t} - P_{t+1/t} S_{t+1}^{-1} P_{t+1/t}$$



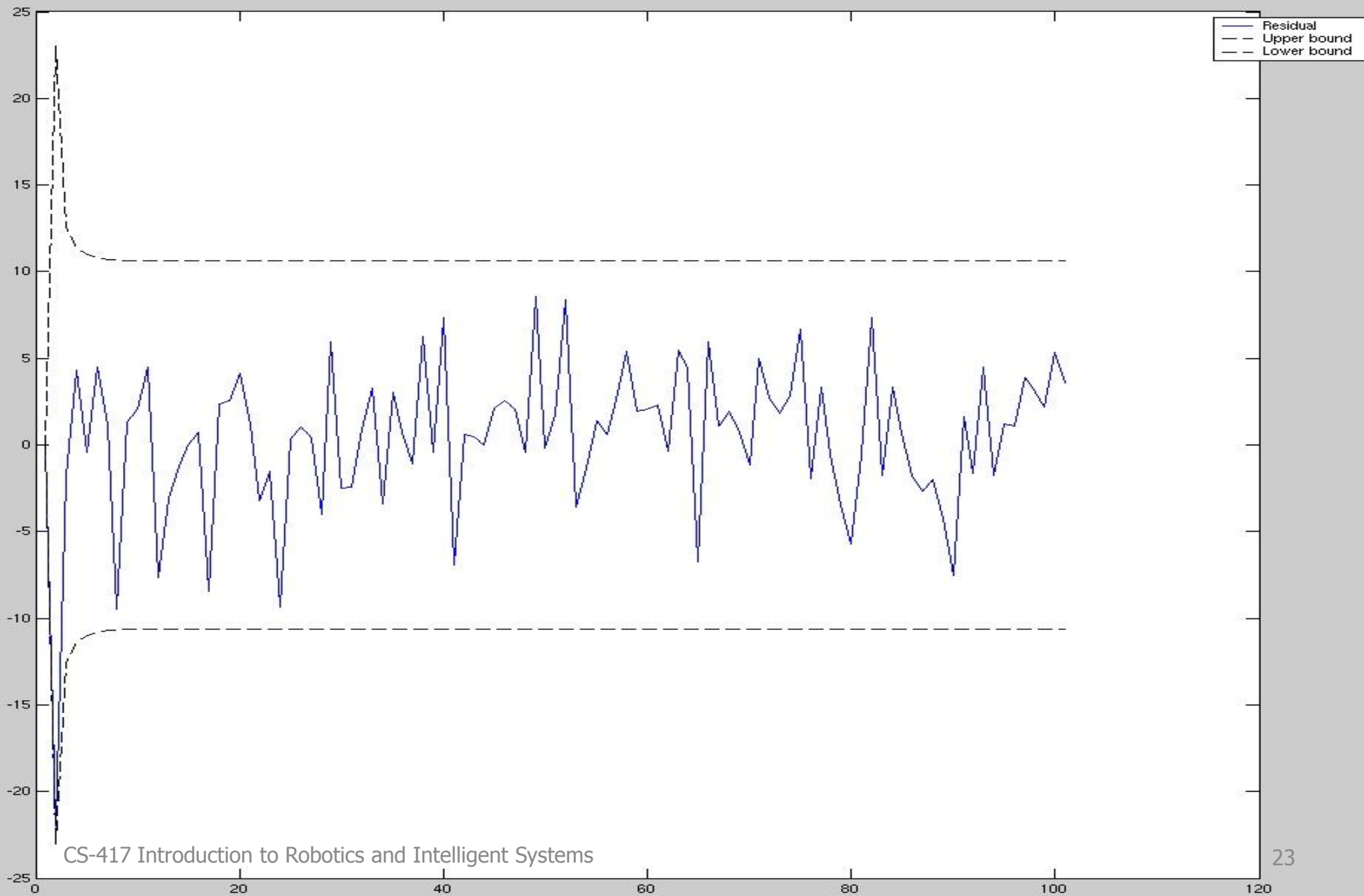
State Estimate



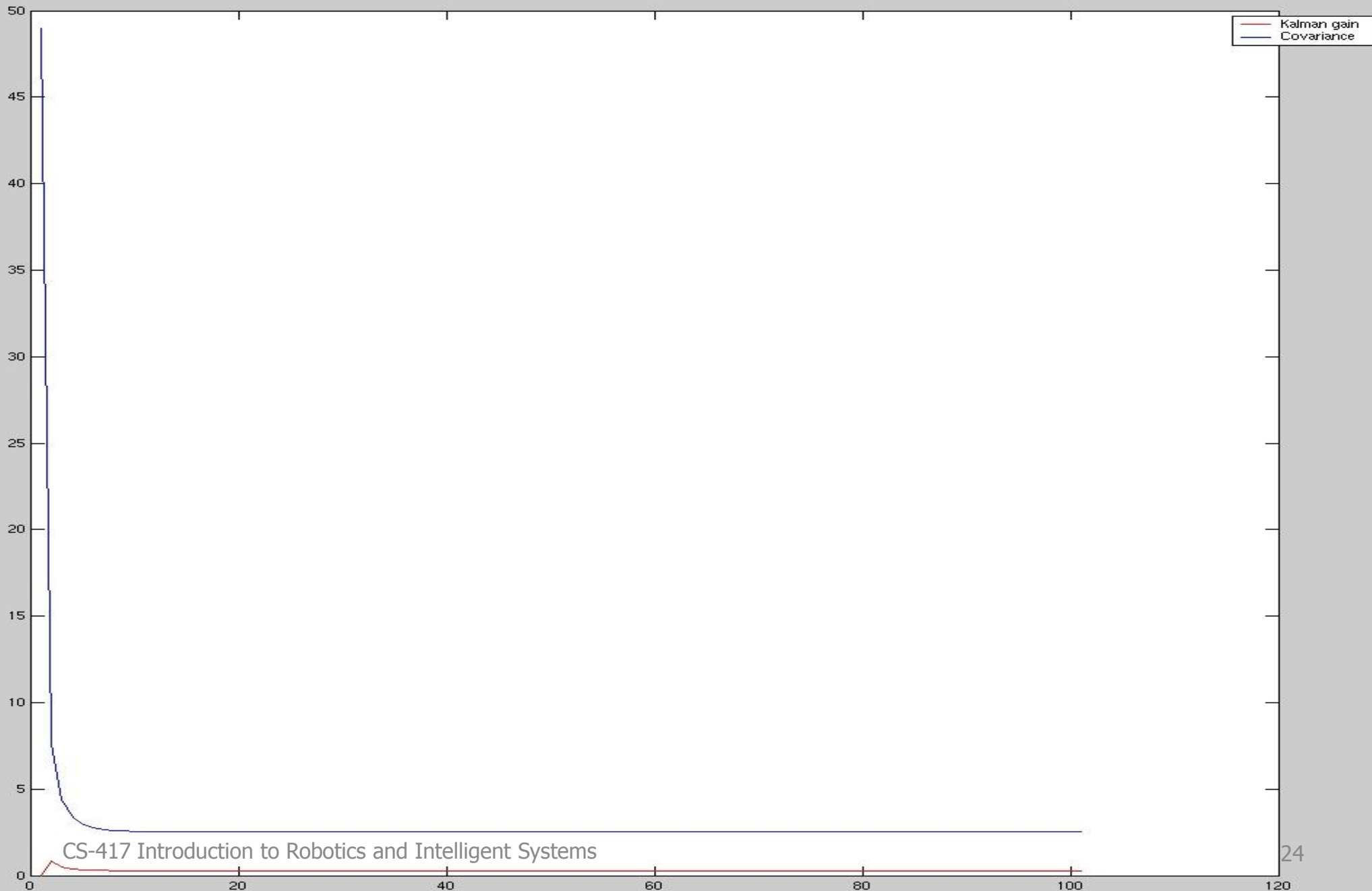
State Estimation Error vs 3σ Region of Confidence



Sensor Residual vs 3σ Region of Confidence



Kalman Gain and State Covariance



Some observations

- The larger the error, the smaller the effect on the final state estimate
 - If *process* uncertainty is larger, *sensor* updates will dominate state estimate
 - If *sensor* uncertainty is larger, *process* propagation will dominate state estimate
- Improper estimates of the state and/or sensor covariance may result in a rapidly diverging estimator
 - As a rule of thumb, the residuals must always be bounded within a $\pm 3\sigma$ region of uncertainty
 - This measures the “health” of the filter
- *Many* propagation cycles can happen between updates



Using the Kalman Filter for Mobile Robots

- Sensor modeling
 - The odometry estimate is not a reflection of the robot's control system is rather treated as a sensor
 - Instead of directly measuring the error in the state vector (such as when doing tracking), the error in the state must be estimated
 - This is referred to as the Indirect Kalman Filter
- State vector for robot moving in 2D
 - The state vector is 3x1: $[x,y,\theta]$
 - The covariance matrix is 3x3
- Problem: Mobile robot dynamics are NOT linear

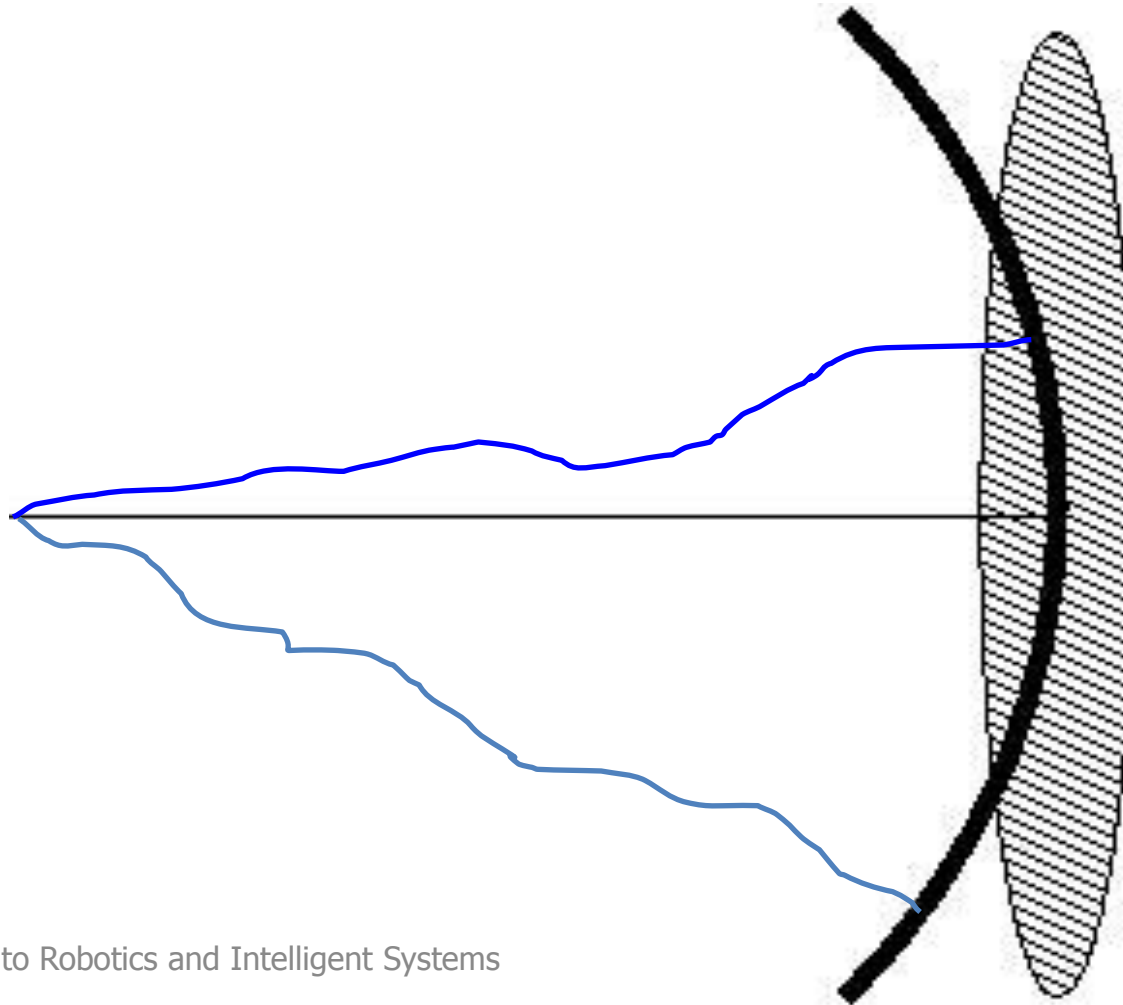


Problems with the Linear Model Assumption

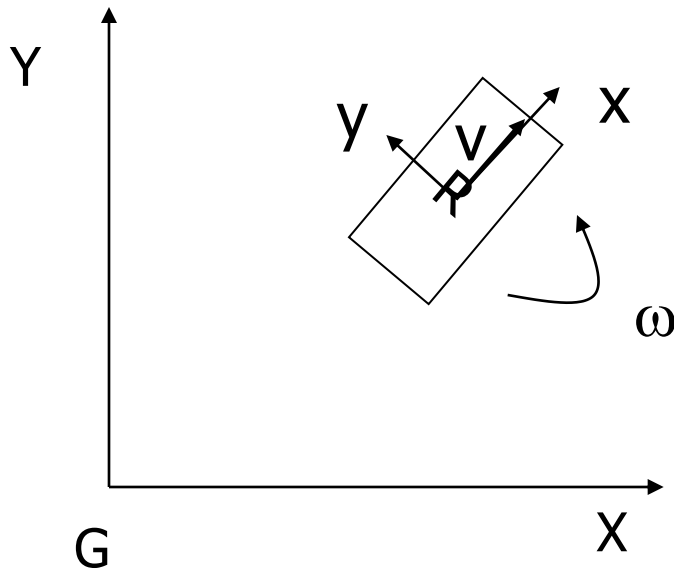
- Many systems of interest are highly non-linear, such as mobile robots
- In order to model such systems, a linear process model must be generated out of the non-linear system dynamics
- The Extended Kalman filter is a method by which the state propagation equations and the sensor models can be linearized about the current state estimate
- Linearization will increase the state error residual because it is not the best estimate



Approximating Robot Motion Uncertainty with a Gaussian



Linearized Motion Model for a Robot



From a robot-centric perspective, the velocities look like this:

$$\begin{aligned}\dot{x}_t &= V_t \\ \dot{y}_t &= 0 \\ \dot{\phi}_t &= \omega_t\end{aligned}$$

From the global perspective, the velocities look like this:

$$\begin{aligned}\dot{x}_t &= V_t \cos \phi_t \\ \dot{y}_t &= V_t \sin \phi_t \\ \dot{\phi}_t &= \omega_t\end{aligned}$$

The discrete time state estimate (including noise) looks like this:

$$\begin{aligned}\hat{x}_{t+1} &= \hat{x}_t + (V_t + w_{V_t}) \delta t \cos \hat{\phi}_t \\ \hat{y}_{t+1} &= \hat{y}_t + (V_t + w_{V_t}) \delta t \sin \hat{\phi}_t \\ \hat{\phi}_{t+1} &= \hat{\phi}_t + (\omega_t + w_{\omega_t}) \delta t\end{aligned}$$

Problem! We don't know linear and rotational velocity errors. The state estimate will rapidly diverge if this is the only source of information! 29



Linearized Motion Model for a Robot

Now, we have to compute the covariance matrix propagation equations.

The indirect Kalman filter derives the pose equations from the estimated error of the state:

$$x_{t+1} - \hat{x}_{t+1} = \tilde{x}_{t+1}$$

$$y_{t+1} - \hat{y}_{t+1} = \tilde{y}_{t+1}$$

$$\phi_{t+1} - \hat{\phi}_{t+1} = \tilde{\phi}_{t+1}$$

In order to linearize the system, the following small-angle assumptions are made:

$$\cos \tilde{\phi} \cong 1$$

$$\sin \tilde{\phi} \cong \tilde{\phi}$$



Calculation of $\tilde{\phi}_{t+1}$

$$\begin{aligned}\tilde{\phi}_{t+1} &= \phi_{t+1} - \hat{\phi}_{t+1} \\ &= \phi_t + \omega_t \Delta t - \hat{\phi}_t - (\omega_t + w_\omega) \Delta t \\ &= \tilde{\phi}_t - w_\omega \Delta t\end{aligned}$$



Calculation of

$$\begin{aligned}\tilde{x}_{t+1} &= x_{t+1} - \hat{x}_{t+1} \\ \tilde{y}_{t+1} &= y_{t+1} - \hat{y}_{t+1}\end{aligned}$$

$$\tilde{x}_{t+1} = x_{t+1} - \hat{x}_{t+1}$$

$$\tilde{x}_{t+1} = x_{t+1} - \hat{x}_{t+1}$$

$$= x_t + v_t \Delta t \cos(\phi_t) - \hat{x}_t - (v_t - w_v) \Delta t \cos(\hat{\phi}_t)$$

$$= x_t - \hat{x}_t + v_t \Delta t \cos(\phi_t) - v_t \Delta t \cos(\hat{\phi}_t) + w_v \Delta t \cos(\hat{\phi}_t)$$

$$= \tilde{x}_t + v_t \Delta t \cos(\tilde{\phi}_t + \hat{\phi}_t) - v_t \Delta t \cos(\hat{\phi}_t) + w_v \Delta t \cos(\hat{\phi}_t)$$

$$= \tilde{x}_t + v_t \Delta t [\cos(\tilde{\phi}_t) \cos(\hat{\phi}_t) + \sin(\tilde{\phi}_t) \sin(\hat{\phi}_t)] - v_t \Delta t \cos(\hat{\phi}_t) + w_v \Delta t \cos(\hat{\phi}_t)$$

$$\cong \tilde{x}_t + v_t \Delta t \cos(\hat{\phi}_t) - v_t \Delta t \tilde{\phi}_t \sin(\hat{\phi}_t) - v_t \Delta t \cos(\hat{\phi}_t) + w_v \Delta t \cos(\hat{\phi}_t)$$

$$= \tilde{x}_t - v_t \Delta t \tilde{\phi}_t \sin(\hat{\phi}_t) + w_v \Delta t \cos(\hat{\phi}_t)$$

$$\tilde{y}_{t+1} = y_{t+1} - \hat{y}_{t+1}$$

= ...

Linearized Motion Model for a Robot

From the error-state propagation equation, we can obtain the State propagation and noise input functions F and G :

$$\begin{bmatrix} \tilde{x}_{t+1} \\ \tilde{y}_{t+1} \\ \tilde{\phi}_{t+1} \end{bmatrix} = \begin{bmatrix} 1 & 0 & -V_t \Delta t \sin \hat{\phi} \\ 0 & 1 & V_t \Delta t \cos \hat{\phi} \\ 0 & 0 & 1 \end{bmatrix} \begin{bmatrix} \tilde{x}_t \\ \tilde{y}_t \\ \tilde{\phi}_t \end{bmatrix} + \begin{bmatrix} -\Delta t \cos \phi_t & 0 \\ -\Delta t \sin \phi_t & 0 \\ 0 & -\Delta t \end{bmatrix} \begin{bmatrix} w_v \\ w_\omega \end{bmatrix}$$
$$\tilde{X}_{t+1} = F_t \tilde{X}_t + G_t W_t$$

From these values, we can easily compute the standard covariance propagation equation:

$$P_{t+1/t} = F_t P_{t/t} F_t^T + G_t Q_t G_t^T$$



Covariance Estimation

$$\begin{aligned} P_{t+1/t} &= E[\tilde{X}_{t+1}\tilde{X}_{t+1}^T] \\ &= E[(F_t\tilde{X}_t + G_t w_t)(F_t\tilde{X}_t + G_t w_t)^T] \\ &= F_t E[\tilde{X}_t\tilde{X}_t^T] F_t^T + G_t E[w_t w_t^T] G_t^T \\ &= F_t P_{t/t} F_t^T + G_t Q_t G_t^T \end{aligned}$$

where

$$Q_t = E[w_t w_t^T] = \begin{bmatrix} \sigma_v^2 & 0 \\ 0 & \sigma_\omega^2 \end{bmatrix}$$



Alternative Calculation

$$X_{t+1} = f(X_t, w_t)$$

$$X_{t+1} = \hat{X}_{t+1} F_x (X_t - \hat{X}_t) + F_w w_t$$

$$\tilde{X}_{t+1} = \hat{X}_{t+1} F_x (\tilde{X}_t) + F_w w_t$$

$$F_x = \frac{\partial f}{\partial X} \Big|_{\hat{X}_t} = \begin{bmatrix} 1 & 0 & -v_t \Delta t \sin(\hat{\phi}_t) \\ 0 & 1 & v_t \Delta t \cos(\hat{\phi}_t) \\ 0 & 0 & 1 \end{bmatrix}$$

$$F_w = \frac{\partial f}{\partial w} \Big|_{\hat{X}_t} = \begin{bmatrix} \Delta t \cos(\hat{\phi}_t) & 0 \\ \Delta t \sin(\hat{\phi}_t) & 0 \\ 0 & \Delta t \end{bmatrix}$$



Propagation

- Finally, for a mobile robot EKF propagation step we have:

$$\hat{x}_{t+1} = \hat{x}_t + V_t^m \delta t \cos \hat{\phi}_t$$

$$\hat{y}_{t+1} = \hat{y}_t + V_t^m \delta t \sin \hat{\phi}_t$$

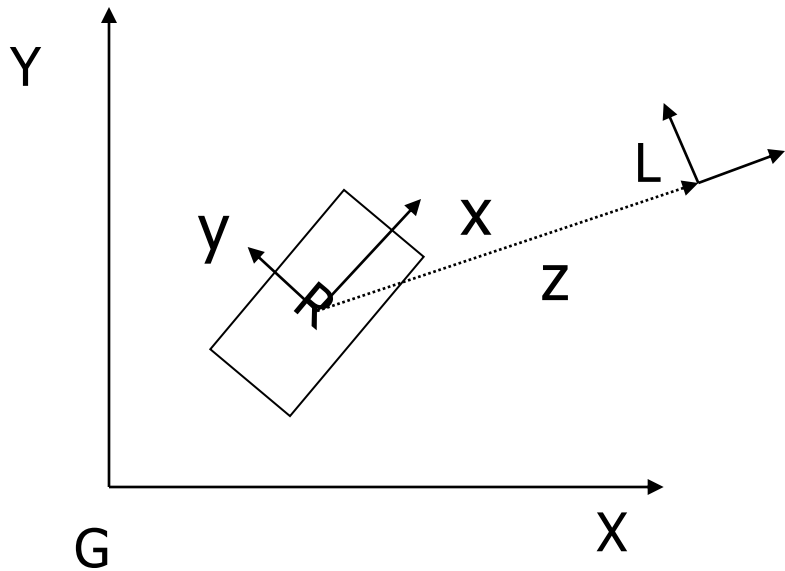
$$\hat{\phi}_{t+1} = \hat{\phi}_t + \omega_t^m \delta t$$

$$P_{t+1/t} = F_t P_{t/t} F_t^T + G_t Q_t G_t^T$$

where :

$$F_t = \begin{bmatrix} 1 & 0 & -V_t \Delta t \sin \hat{\phi} \\ 0 & 1 & V_t \Delta t \cos \hat{\phi} \\ 0 & 0 & 1 \end{bmatrix}, G_t = \begin{bmatrix} -\Delta t \cos \phi_t & 0 \\ -\Delta t \sin \phi_t & 0 \\ 0 & -\Delta t \end{bmatrix}, Q_t = \begin{bmatrix} \sigma_v^2 & 0 \\ 0 & \sigma_\omega^2 \end{bmatrix}$$

Sensor Model for a Robot with a Perfect Map



From the robot, the measurement looks like this:

$$z_{t+1} = \begin{bmatrix} x_{L_{t+1}} \\ y_{L_{t+1}} \\ \phi_{L_{t+1}} \end{bmatrix} + \begin{bmatrix} n_x \\ n_y \\ n_\phi \end{bmatrix}$$

From a global perspective, the measurement looks like:

$$z_{t+1} = \begin{bmatrix} \cos \phi_{t+1} & -\sin \phi_{t+1} & 0 \\ \sin \phi_{t+1} & \cos \phi_{t+1} & 0 \\ 0 & 0 & 1 \end{bmatrix} \begin{bmatrix} x_{L_{t+1}} - x_{t+1} \\ y_{L_{t+1}} - y_{t+1} \\ \phi_{L_{t+1}} - \phi_{t+1} \end{bmatrix} + \begin{bmatrix} n_x \\ n_y \\ n_\phi \end{bmatrix}$$

The measurement equation is nonlinear and must also be linearized!

Sensor Model for a Robot with a Perfect Map

Now, we have to compute the linearized sensor function. Once again, we make use of the indirect Kalman filter where the error in the reading must be estimated.

In order to linearize the system, the following small-angle assumptions are made:

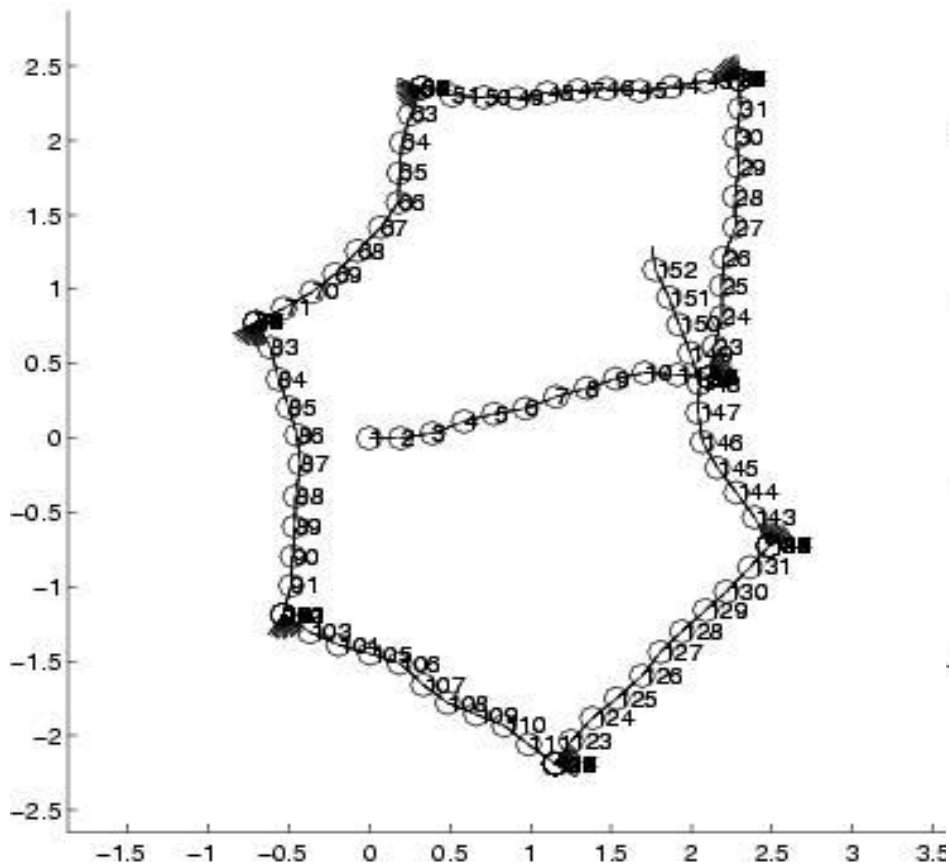
$$\cos \tilde{\phi} \cong 1$$
$$\sin \tilde{\phi} \cong \tilde{\phi}$$

The final expression for the error in the sensor reading is:

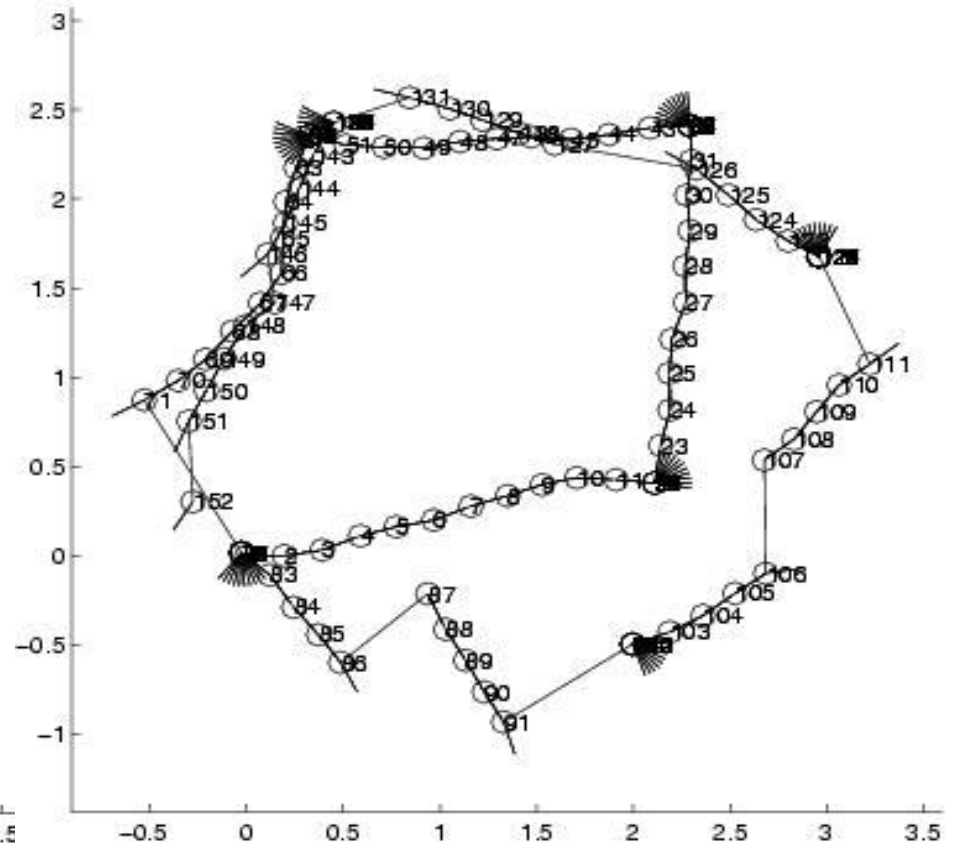
$$\begin{bmatrix} \tilde{x}_{L_{t+1}} \\ \tilde{y}_{L_{t+1}} \\ \tilde{\phi}_{L_{t+1}} \end{bmatrix} = \begin{bmatrix} -\cos \hat{\phi}_{t+1} & -\sin \hat{\phi}_{t+1} & -\sin \hat{\phi}_{t+1} (x_L - \hat{x}_{t+1}) + \cos \hat{\phi}_{t+1} (y_L - \hat{y}_{t+1}) \\ \sin \hat{\phi}_{t+1} & -\cos \hat{\phi}_{t+1} & -\cos \hat{\phi}_{t+1} (x_L - \hat{x}_{t+1}) - \sin \hat{\phi}_{t+1} (y_L - \hat{y}_{t+1}) \\ 0 & 0 & -1 \end{bmatrix} \begin{bmatrix} \tilde{x}_{t+1} \\ \tilde{y}_{t+1} \\ \tilde{\phi}_{t+1} \end{bmatrix} + \begin{bmatrix} n_x \\ n_y \\ n_\phi \end{bmatrix}$$



Updating the State Vector



Propagation only



Propagation and update

Extended Kalman Filter for SLAM

- State vector
 - Expanded to contain entries for all landmarks positions:
$$X = \begin{bmatrix} X_R^T & X_{L_1}^T & \dots & X_{L_n}^T \end{bmatrix}^T$$
 - State vector can be grown as new landmarks are discovered
 - Covariance matrix is also expanded

$$\begin{bmatrix} P_{RR} & P_{RL_1} & \dots & P_{RL_N} \\ P_{L_1R} & P_{L_1L_1} & \dots & P_{L_1L_N} \\ \vdots & \vdots & \ddots & \vdots \\ P_{L_NR} & P_{L_NL_1} & \dots & P_{L_NL_N} \end{bmatrix}$$



Extended Kalman Filter for SLAM

- Kinematic equations for landmark propagation

$$\hat{x}_{t+1} = \hat{x}_t + (V_t + w_{V_t})\delta t \cos \hat{\phi}_t$$

$$\hat{y}_{t+1} = \hat{y}_t + (V_t + w_{V_t})\delta t \sin \hat{\phi}_t$$

$$\hat{\phi}_{t+1} = \hat{\phi}_t + (\omega_t + w_{\omega_t})\delta t$$

$$\hat{x}_{L_i t+1} = \hat{x}_{L_i t}$$

$$\hat{y}_{L_i t+1} = \hat{y}_{L_i t}$$

$$\hat{\phi}_{L_i t+1} = \hat{\phi}_{L_i t}$$



Extended Kalman Filter for SLAM

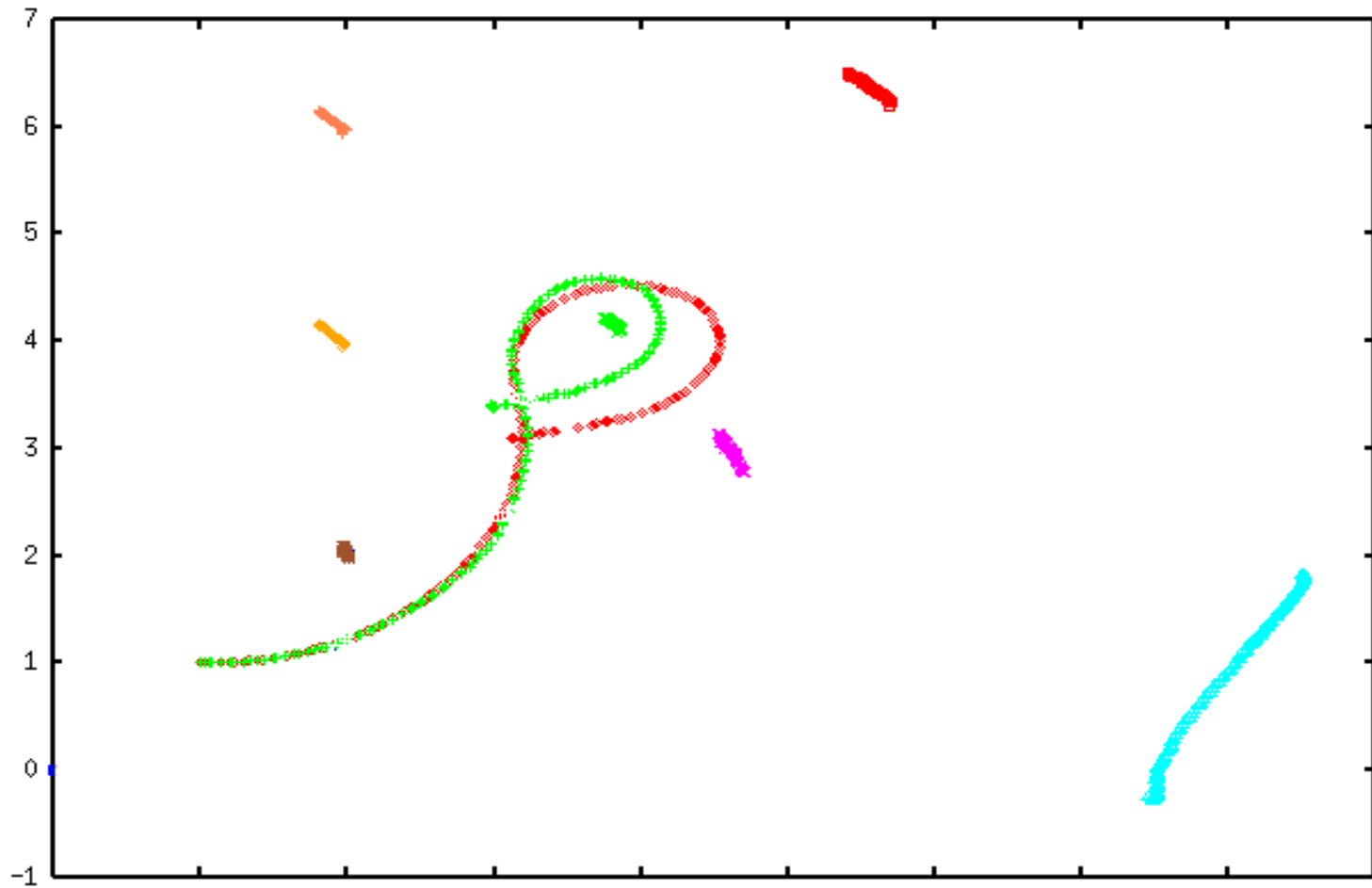
- Sensor equations for update:

$$\tilde{X} = \begin{bmatrix} \tilde{X}_R^T & \tilde{X}_{L_1}^T & \dots & \tilde{X}_{L_i}^T & \dots & \tilde{X}_{L_n}^T \end{bmatrix}$$
$$H = \begin{bmatrix} H_R & 0 & \dots & 0 & H_{L_i} & 0 & \dots & 0 \end{bmatrix}$$

- Very powerful because covariance update records *shared information* between landmarks and robot positions



EKF for SLAM



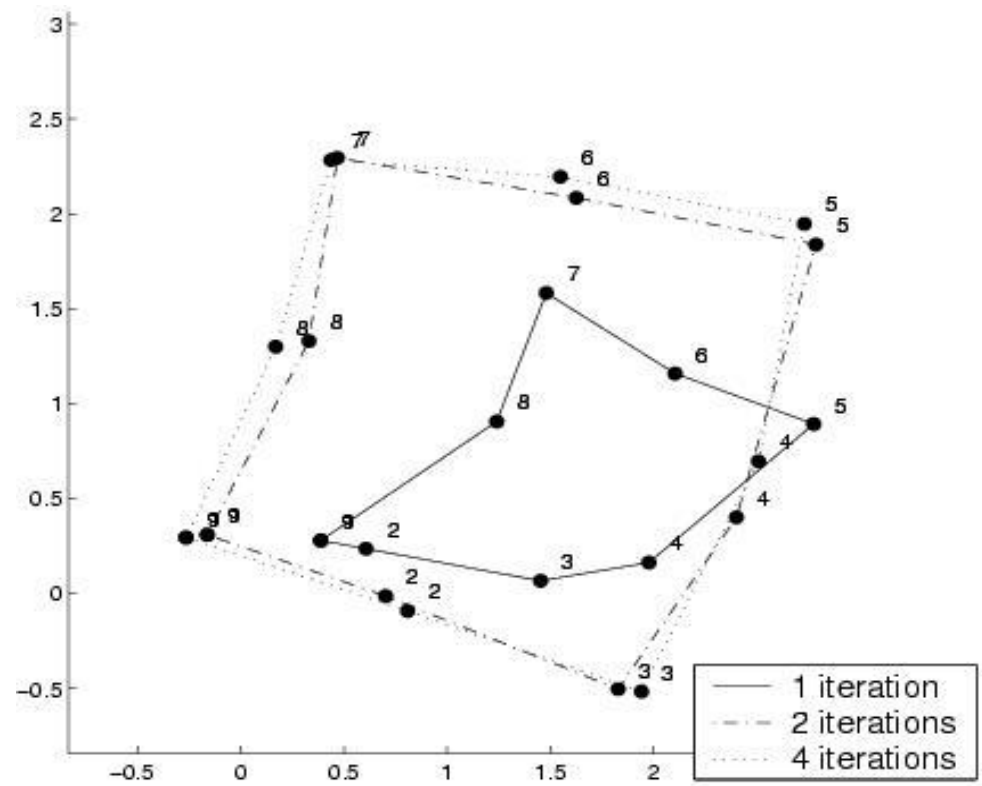
Enhancements to EKF

- Iterated Extended Kalman Filter

State and
covariance update

$$\begin{aligned} r_{t+1} &= z_{t+1} - \hat{z}_{t+1} \\ S_{t+1} &= H_{t+1} P_{k+1/k} H_{t+1}^T + R_{t+1} \\ K_{t+1} &= P_{k+1/k} H_{t+1}^T S_{t+1}^{-1} \\ \hat{X}_{k+1/k+1} &= \hat{X}_{k+1/k} + K_{t+1} r_{t+1} \\ P_{k+1/k+1} &= P_{k+1/k} - K_{t+1} S_{t+1} K_{t+1}^T \end{aligned}$$

Iterate state update
equation until
convergence



Enhancements to the EKF

- Multiple hypothesis tracking
 - Multiple Kalman filters are used to track the data
 - Multi-Gaussian approach allows for representation of arbitrary probability densities
 - Consistent hypothesis are tracked while highly inconsistent hypotheses are dropped
 - Similar in spirit to particle filter, but orders of magnitude fewer filters are tracked as compared to the particle filter

